

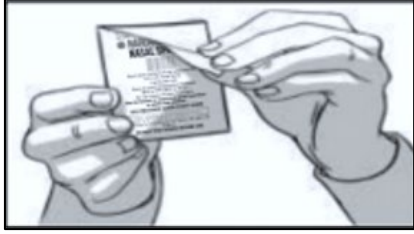



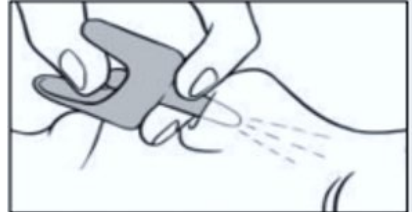
Naloxone Administration Flow Chart

Act fast! An overdose is life threatening.

You should give naloxone to anyone who has taken or suspected to have taken drugs and may be overdosing. Someone who is overdosing may stop breathing or their breathing may be slow and labored. Give naloxone even if you do not know what kind of drugs a person took. Naloxone will only work on opioids, but there is no harm if they took a different kind of drug.

1. Check for a response
<ul style="list-style-type: none"> Try to wake the person up. Shake them and shout their name. Rub your knuckles hard on the center of their chest. Hold your ear close to their nose, listen and feel for signs of breathing. Look at their fingernails- pale, blue, or gray color is a sign of overdose.
2. Activate Naloxone Emergency Response
<ul style="list-style-type: none"> Call 911 & call for Naloxone Kit from health room <ul style="list-style-type: none"> Tell the operator your exact location. Say you are with a person who is not breathing, and you suspect a drug overdose. Tell the operator you are going to give naloxone Follow any instructions you get from operator Call for Naloxone Kit from health room, Designated Trained Personnel and Building RN (if available) If the person is not breathing, or breathing is shallow, and the medication is not yet available, begin rescue breathing as appropriate. If there is no heartbeat, initiate CPR.
3. Give Naloxone- See back of sheet for detailed directions
<ul style="list-style-type: none"> Remove Narcan nasal spray from the box. Peel back the tab with the circle to open. Hold the Narcan nasal spray with your thumb on the bottom of the red plunger and two fingers on either side of the nozzle. Tilt the person's head back and provide support under the neck with your hand. Gently insert the tip of the nozzle into one nostril, until your fingers on either side of the nozzle are against the bottom of the person's nose, hold there. Press the red plunger firmly to give the dose of Narcan nasal spray. Remove Naloxone nasal spray from the nostril after giving the dose and place person in the recovery position. Remove Naloxone nasal spray from the nostril after giving the dose and position the person into the recovery position.
4. Observe & Continue Rescue breathing
<ul style="list-style-type: none"> Someone who has overdosed needs oxygen. Naloxone may take a few minutes to start working. Check again, to see if they are breathing If you can't hear them breathing or their breath sounds shallow, provide rescue breathing. If there is no heartbeat, initiate CPR.
5. If after 3 minutes the person has not responded, give a second dose of naloxone.
6. Post care for overdose
<ul style="list-style-type: none"> Stay with the person until EMS arrives. If the person starts breathing on their own, but they do not wake up, roll them on their side to a recovery position. When the person wakes up, they may have opioid withdrawal symptoms such as chills, nausea and muscle aches. They may not remember what happened. They may be scared, nervous or restless. Keep them calm until help arrives. Try to stop them from taking more drugs.
7. Once care has been transferred to EMS, NDTR to complete Naloxone Administration Record and notify Building Safety Administrator, who will Complete Naloxone Post Administration Checklist.

Naloxone Administration Flow Chart

How to use Narcan (Naloxone) Nasal Spray	
<p>Remove Narcan nasal spray from the box. Peel back the tab with the circle to open.</p>	 
<p>Hold the Narcan nasal spray with your thumb on the bottom of the red plunger and two fingers on either side of the nozzle.</p>	
<p>Tilt the person's head back and provide support under the neck with your hand. Gently insert the tip of the nozzle into one nostril, until your fingers on either side of the nozzle are against the bottom of the person's nose, hold there.</p>	
<p>Press the red plunger firmly to give the dose of Narcan nasal spray. Remove Naloxone nasal spray from the nostril after giving the dose and place person in the recovery position.</p>	
<p>Remove Naloxone nasal spray from the nostril after giving the dose and position the person into the recovery position.</p>	